


Welcome back!

I'm Tara — and I have
50 little gifts for you.

Each gift is a NEW WORD
with a picture.

The words are sorted into
10 friendly groups.

Point. Say. Repeat.
You are growing your voice!



How to use this book

1. Open one category page. Read the category name out loud.
2. Point to each picture. Say the English word twice.
3. Say the Urdu word. Smile when your child repeats it.
4. Find ONE of the items in your room — go and touch it.
5. Make a tiny game: 'Show me the cup. Show me the spoon.'
6. Come back tomorrow for the next category. 5–7 minutes is plenty.

10 Word Groups


What's inside

- 1 People**
Urdu: Log • 5 words
- 2 Home**
Urdu: Ghar • 5 words
- 3 Kitchen**
Urdu: Bawarchi-khana • 5 words
- 4 Clothes**
Urdu: Kapde • 5 words
- 5 Food**
Urdu: Khaana • 5 words

- 6 Animals**
Urdu: Janwar • 5 words
- 7 Nature**
Urdu: Qudrat • 5 words
- 8 Weather**
Urdu: Mausam • 5 words
- 9 Toys**
Urdu: Khilone • 5 words
- 10 Actions**
Urdu: Kaam ke Lafz • 5 words


People

Urdu: Log



Mother

Maa




Father

Abba




Baby

Bachcha



Brother

Bhai



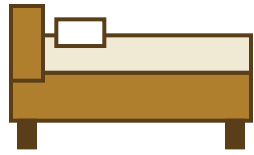
Sister

Behan

Point at each picture. Say the word twice. Repeat in Urdu! (1 of 10)

Home

Urdu: Ghar



Bed

Bistar



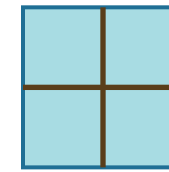
Chair

Kursi




Door

Darwaaza



Window

Khirki



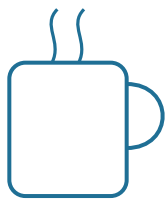
Lamp

Lamp

Point at each picture. Say the word twice. Repeat in Urdu! (2 of 10)

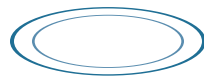
Kitchen

Urdu: Bawarchi-khana



Cup

Pyala



Plate

Plate



Spoon

Chamcha



Glass

Glass



Bowl

Katora

Point at each picture. Say the word twice. Repeat in Urdu! (3 of 10)

Clothes

Urdu: Kapde



Shirt

Qameez



Pants

Patloon



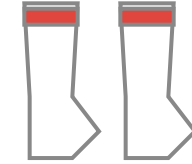
Hat

Topi



Shoes

Joot



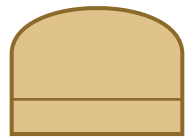
Socks

Mauze

Point at each picture. Say the word twice. Repeat in Urdu! (4 of 10)

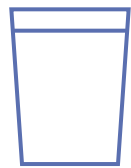
Food

Urdu: Khaana




Bread

Roti




Milk

Doodh



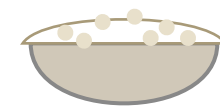
Apple

Saib



Banana

Kela




Rice

Chaawal

Point at each picture. Say the word twice. Repeat in Urdu! (5 of 10)

Animals


Urdu: Janwar




Cow
Gaay




Sheep
Bhair



Dog
Kutta



Cat
Billi




Bird
Parinda

Point at each picture. Say the word twice. Repeat in Urdu! (6 of 10)

Nature

Urdu: Qudrat




Sun

Sooraj




Moon

Chand




Star

Sitara



Tree

Darakht



Flower

Phool

Point at each picture. Say the word twice. Repeat in Urdu! (7 of 10)

Weather

Urdu: Mausam



Rain

Baarish



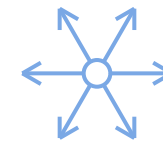
Cloud

Baadal




Wind

Hawa



Snow

Barf



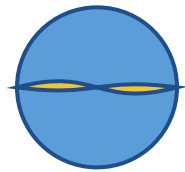
Hot

Garmi

Point at each picture. Say the word twice. Repeat in Urdu! (8 of 10)

Toys

Urdu: *Khilone*



Ball

Geynd




Doll

Gudiya




Car

Gaadi



Blocks

Block




Kite

Patang

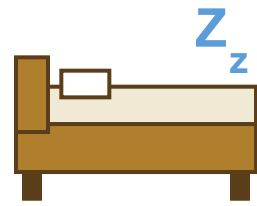
Point at each picture. Say the word twice. Repeat in Urdu! (9 of 10)

Action Words

Urdu: Kaam ke Lafz




Eat
Khana



Sleep
Sona



Run
Daurna



Jump
Koodna




Sing
Gaana

Point at each picture. Say the word twice. Repeat in Urdu! (10 of 10)

Now let's make tiny sentences!

Read each sentence. Point to the matching picture.

- The sun is hot.
- I eat an apple.
- The cat is on the chair.
- I sleep on the bed.
- The bird can fly.



The 'New Word' Song

*Mother, father, sister, brother —
these are people I love!*

*Bed and chair and door and window —
these are things in my home!*

*Cup and plate and spoon and bowl —
these go in my kitchen!*

*Sun and moon and star and tree —
these are gifts of nature!*

*I am learning, every day,
fifty new words to read and say!*

Certificate of Achievement

I learned my First 50 Words in English and Urdu!

This certificate is proudly presented to:

(write the child's name here)

Modern Day Syllabus • Foundations Series

A short note for parents and teachers

What this book builds:

- a working vocabulary of 50 high-frequency words in English and Urdu
- category awareness — the brain learns better when words are grouped
- picture-to-word association — the foundation of reading readiness
- early sentence structure on the activity pages

Pro tips that double the impact:

- put a sticky-note label (in EN + Urdu) on the real object at home.
- re-use words in conversation: 'Bring me your shoes — jooto.'
- praise attempts, never correct shame: 'good try — listen, it's car, gaadi.'
- go beyond the page: a walk in the park covers tree, flower, sun, bird, wind, rain.

Coming next in the Foundations Series:

- My Family & My Home (relationships, kindness, simple du'as)
- Out and About (places, vehicles, road safety)