

BOOK  
1/7

# Tara's ABC Adventure

26 Letters • English + Urdu



*Where letters become little friends.*


**Modern Day Syllabus • Playgroup • Book 1 of 7**



# Hello, little friend!

---

I am Tara — your guide.



Today we will sing, point and play  
all 26 letters of the English alphabet.

Each letter shows you a friend —  
in English and in Urdu.

Are you ready? Turn the page!




# How to use this book



1. Sit beside your child. Hold the book where they can touch it.
2. Point at the BIG letter. Say it twice.
3. Point at the picture. Say the word: 'Apple'.
4. Say the Urdu word. Smile. Clap.
5. Trace the letter with a fingertip on the page.
6. 5–7 letters per sitting is plenty. Come back tomorrow.
7. Repetition is the magic — return to favourites often.

A




'A' is for Apple.  
In Urdu: Saib.

Stretch the first sound:  
'A... A... Apple!'

*Say it three times: A, A, A!*

# B




'B' is for Ball.  
In Urdu: Geynd.

Stretch the first sound:  
'B... B... Ball!'

*Say it three times: B, B, B!*

C




'C' is for Cat.  
In Urdu: Billi.

Stretch the first sound:  
'C... C... Cat!'



*Say it three times: C, C, C!*

D




'D' is for Dog.  
In Urdu: Kutta.

Stretch the first sound:  
'D... D... Dog!'

*Say it three times: D, D, D!*

E




'E' is for Egg.  
In Urdu: Anda.

Stretch the first sound:  
'E... E... Egg!'

*Say it three times: E, E, E!*

F



'F' is for Fish.


In Urdu: Machhli.

Stretch the first sound:

'F... F... Fish!'

*Say it three times: F, F, F!*

G




'G' is for Grapes.  
In Urdu: Angoor.

Stretch the first sound:  
'G... G... Grapes!'

*Say it three times: G, G, G!*

H




'H' is for Hat.  
In Urdu: Topi.

Stretch the first sound:  
'H... H... Hat!'

*Say it three times: H, H, H!*

I

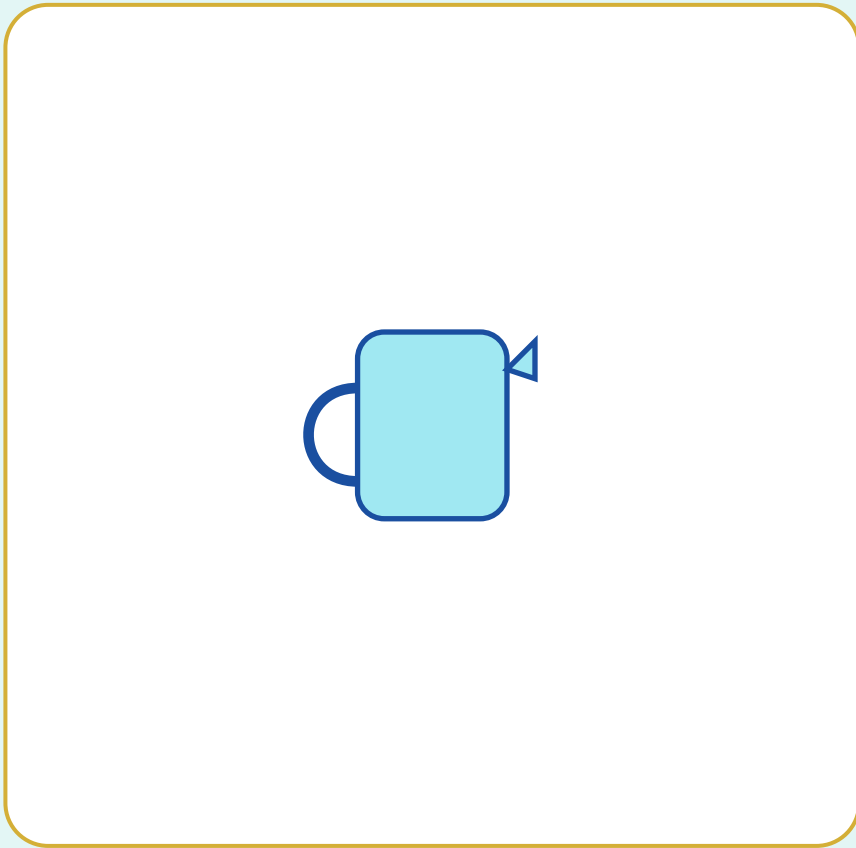


'I' is for Ice cream.  
In Urdu: Ice cream.

Stretch the first sound:  
'I... I... Ice cream!'

*Say it three times: I, I, I!*

J




'J' is for Jug.  
In Urdu: Jug.

Stretch the first sound:  
'J... J... Jug!'



*Say it three times: J, J, J!*

# K

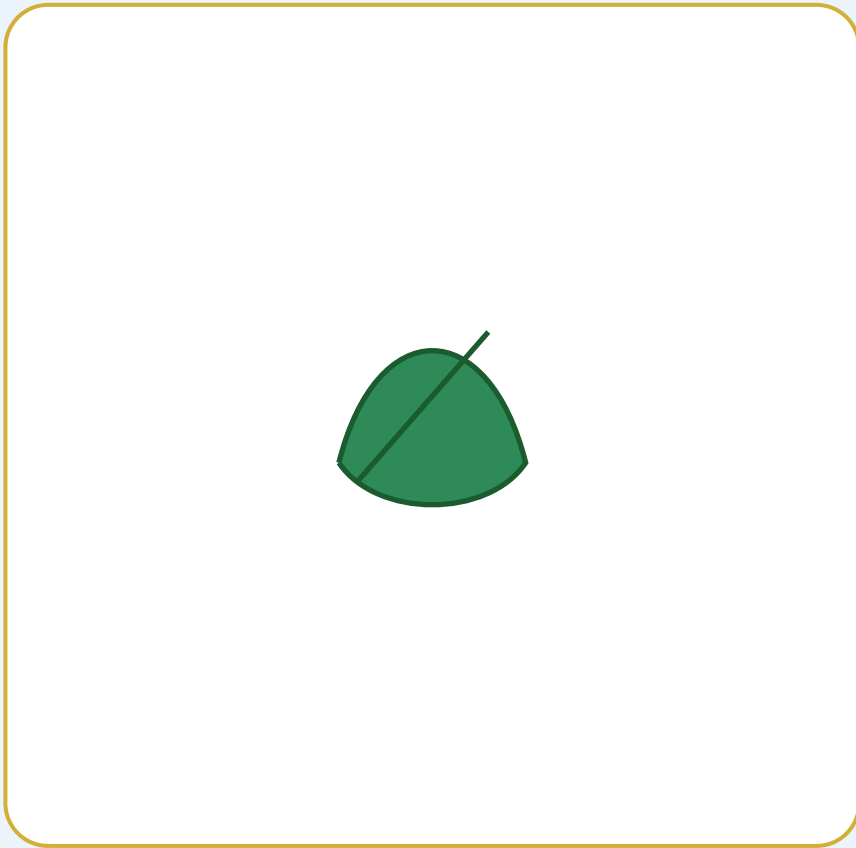


'K' is for Kite.  
In Urdu: Patang.

Stretch the first sound:  
'K... K... Kite!'

*Say it three times: K, K, K!*

L




'L' is for Leaf.  
In Urdu: Patta.

Stretch the first sound:  
'L... L... Leaf!'



*Say it three times: L, L, L!*

M



'M' is for Moon.  
In Urdu: Chand.

Stretch the first sound:  
'M... M... Moon!'

*Say it three times: M, M, M!*

# N



'N' is for Nest.

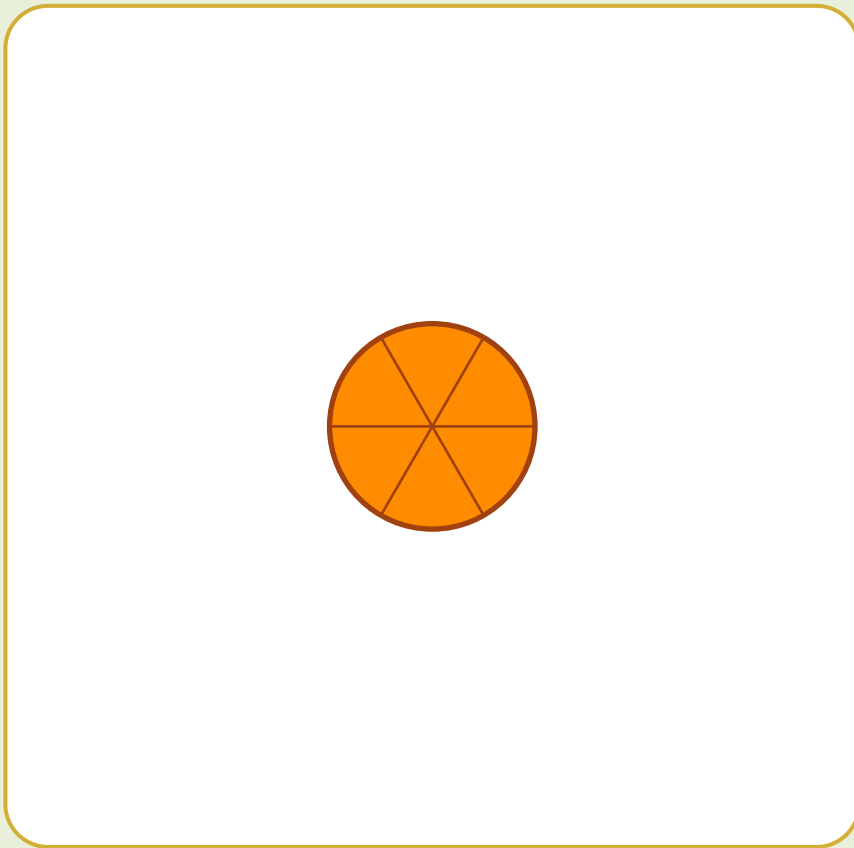
In Urdu: Ghonsla.

Stretch the first sound:

'N... N... Nest!'

*Say it three times: N, N, N!*

O



'O' is for Orange.

In Urdu: Maltaa.

Stretch the first sound:

'O... O... Orange!'



*Say it three times: O, O, O!*

# P




'P' is for Pen.  
In Urdu: Qalam.

Stretch the first sound:  
'P... P... Pen!'

*Say it three times: P, P, P!*

Q




'Q' is for Queen.  
In Urdu: Malka.

Stretch the first sound:  
'Q... Q... Queen!'

*Say it three times: Q, Q, Q!*

# R



'R' is for Rabbit.

In Urdu: Khargosh.


Stretch the first sound:

'R... R... Rabbit!'



*Say it three times: R, R, R!*

# S




'S' is for Sun.  
In Urdu: Sooraj.

Stretch the first sound:  
'S... S... Sun!'

*Say it three times: S, S, S!*

T



'T' is for Tree.

In Urdu: Darakht.

Stretch the first sound:

'T... T... Tree!'

*Say it three times: T, T, T!*

U




'U' is for Umbrella.  
In Urdu: Chhatri.

Stretch the first sound:  
'U... U... Umbrella!'

*Say it three times: U, U, U!*

V



'V' is for Van.  
In Urdu: Van.

Stretch the first sound:  
'V... V... Van!'

*Say it three times: V, V, V!*

# W



'W' is for Watermelon.  
In Urdu: Tarbooz.

Stretch the first sound:  
'W... W... Watermelon!'

*Say it three times: W, W, W!*

# X




'X' is for Xylophone.  
In Urdu: Xylophone.

Stretch the first sound:  
'X... X... Xylophone!'

*Say it three times: X, X, X!*

Y



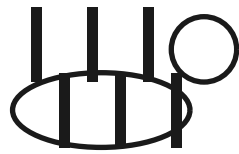
'Y' is for Yacht.  
In Urdu: Kashti.

Stretch the first sound:  
'Y... Y... Yacht!'



*Say it three times: Y, Y, Y!*

# Z



'Z' is for Zebra.  
In Urdu: Zeebra.

Stretch the first sound:  
'Z... Z... Zebra!'

*Say it three times: Z, Z, Z!*



# Trace with your finger!



◆ ————— ◆  
*Move your finger slowly along each letter. Then say its sound.*

A

B

C

D

E

F

G

H

I

J

K

L

M

N

O

P

Q

R

S

T

U

V

W

X

Y

Z


# The Alphabet Song

*Sing to the tune of 'Twinkle Twinkle Little Star'.*



A B C D E F G  
H I J K L M N O P  
Q R S — T U V  
W — X — Y and Z

Now I know my A B C —  
Next time won't you sing with me!




# Certificate of Achievement

*I learned all 26 letters of the English Alphabet!*

This certificate is proudly presented to:

*(write the child's name here)*



***Haris Naseer***

**Modern Day Syllabus • Foundations Series**

Founder & CEO, Modern Day Syllabus

# A short note for parents and teachers



What this book builds:

- letter recognition (uppercase + lowercase)
- initial-sound awareness (the first phonics step)
- bilingual vocabulary in English and Urdu
- fine-motor readiness through finger-tracing

How to make it powerful:

- point at every letter as you say it. Children copy what they see.
- use the Urdu transliteration to build a bilingual habit.
- repeat favourite letters many times — repetition wins.

Coming next in the Playgroup library:

- Roshan's 1-2-3 World (numbers, shapes, colors)
- Mini's Tiny Body & Big Feelings
- Chef Cheeku's Halal-Healthy Plate

Modern Day Syllabus • job-ready, idea-ready, world-ready by Class 10.