

# Look! Look! Look!

---

I am Curio.

I love to LOOK at everything!

Today we will meet 10 animals,  
study a real plant, find 6 kinds  
of weather, and discover seasons.


We will also do tiny experiments:  
what FLOATS? what SINKS?  
What is alive?

# How to use this book

1. Read the page name out loud. Point at the picture.
2. On animal pages: make the SOUND together — moo, baa, roar!
3. On the plant page: walk outside. Find a real plant.
4. On weather pages: look at today's sky. Which one is it?
5. On float/sink: get a bowl of water. Test 5 small objects!
6. Always ask 'Why?' Children grow when adults wonder with them.

# Animals on the FARM


Urdu: Khait ke Janwar




**Cow**  
Gaay




**Sheep**  
Bhair



**Hen**  
Murghi



**Duck**  
Battakh




**Goat**  
Bakri

*Cow says MOO. Sheep says BAA. Duck says QUACK!*


# Animals in the JUNGLE

Urdu: Jangal ke Janwar




**Lion**

*Sher*




**Tiger**

*Cheeta*




**Elephant**

*Haathi*



**Monkey**

*Bandar*




**Bear**

*Reechh*

*Lion ROARS. Tiger GROWLS. Elephant TRUMPETS.*

# A Plant has 4 Parts

*Root • Stem • Leaf • Flower*



Roots — drink water.

Stem — stands tall.

Leaves — catch sunlight.

Flower — makes seeds.

*Walk outside. Find a real plant. Touch each part!*

# Six Kinds of Weather

*Urdu: Mausam*



**Sun**

*Sooraj*



**Rain**

*Baarish*



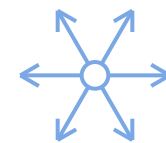
**Cloud**

*Baadal*



**Wind**

*Hawa*



**Snow**

*Barf*

*Look at today's sky. Which one is it?*

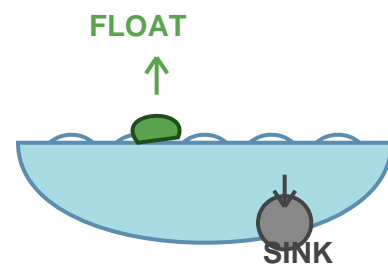
# The Four Seasons

*The Earth turns. The seasons change.*

- Spring — new leaves, baby birds, soft rain.
- Summer — hot sun, mangoes, cool drinks.
- Autumn — falling leaves, golden light.
- Winter — cold air, blankets, warm chai.

# Float or Sink?

*Test it with water.*



Some things **FLOAT** —  
they stay on top.

Some things **SINK** —  
they fall to the bottom.

*Get a bowl of water. Test 5 small things!*

# Living or Not?

*What is alive? What is not? Let's spot the difference.*

- Living things grow — like trees and babies.
- Living things eat or drink — like cats and you.
- Living things make babies of their own.
- Rocks, chairs and toys do NONE of these — they are not living.

# Certificate of Achievement

*I know my animals, plants, weather, and what is alive!*

This certificate is proudly presented to:

*(write the child's name here)*

**Modern Day Syllabus • Foundations Series**

# A short note for parents and teachers

## What this book builds:

- Categorisation: farm, jungle, water animals
- First-science vocabulary: roots, stem, sink, float, alive
- Curiosity habit: asking 'Why?' is how minds grow

## Activities that double the learning:

- Float/Sink in the bath — leaf, stone, spoon, towel.
- Plant a bean in a clear jar. Watch the roots grow!
- Make a weather chart for one week. Draw today's sky.

## Coming next:

- Tara's First Reading — sight words, first sentences, tiny story