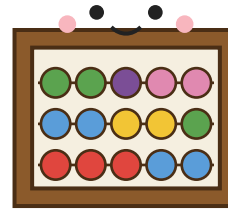


My First Maths

11–20 • More & Less • + & - • Patterns • EN + Urdu



Starring ADI the Number Adventurer.

Modern Day Syllabus • Nursery Class • Book 4 of 7


Hi! I'm Adi.

I am Adi the Number Adventurer.
In Playgroup you learned 1 to 10.

Now we go up to 20!

We will learn MORE and LESS,
and how to ADD and TAKE AWAY.

Get your fingers ready.
Numbers are FUN!



How to use this book

1. Count touching each dot. Say the number out loud.
2. Use real things at home — buttons, beads, dried beans.
3. On 'more / less' pages, point and compare two groups.
4. On addition pages: count the first group, then add the second.
5. On subtraction pages: count, then take away — say 'minus 2!'
6. 5–7 minutes a day. Math is built one small step at a time.

11

Urdu: Gyaarah



This is 11.

Count the dots.

Touch each one.

Count: 1, 2, 3 ... 11!

12

Urdu: Baarah



12



This is 12.

Count the dots.

Touch each one.

Count: 1, 2, 3 ... 12!

13

Urdu: Tehrah



13



This is 13.

Count the dots.

Touch each one.

Count: 1, 2, 3 ... 13!

14

Urdu: Chowdah



14



This is 14.

Count the dots.

Touch each one.


Count: 1, 2, 3 ... 14!

15

Urdu: Pandrah



15



This is 15.

Count the dots.

Touch each one.

Count: 1, 2, 3 ... 15!

16

Urdu: Solah



16



This is 16.

Count the dots.

Touch each one.

Count: 1, 2, 3 ... 16!

17

Urdu: *Sattrah*



This is 17.

Count the dots.

Touch each one.


Count: 1, 2, 3 ... 17!

18

Urdu: Atharah



18



This is 18.

Count the dots.

Touch each one.

Count: 1, 2, 3 ... 18!

19

Urdu: Unnees



19

A grid of 19 red dots arranged in four rows: the first three rows have 5 dots each, and the fourth row has 4 dots.

This is 19.

Count the dots.

Touch each one.


Count: 1, 2, 3 ... 19!

20

Urdu: Bees



20



This is 20.

Count the dots.

Touch each one.

Count: 1, 2, 3 ... 20!

More & Less

Compare the groups.



5 MORE

3 LESS

5 is MORE than 3.

3 is LESS than 5.


Point. Count. Compare.

Point to MORE. Point to LESS.



$$2 + 3 = 5$$

Add the groups.



Count 2. Then count 3 more.

Put them together — 5!

Count, count, add — 5!

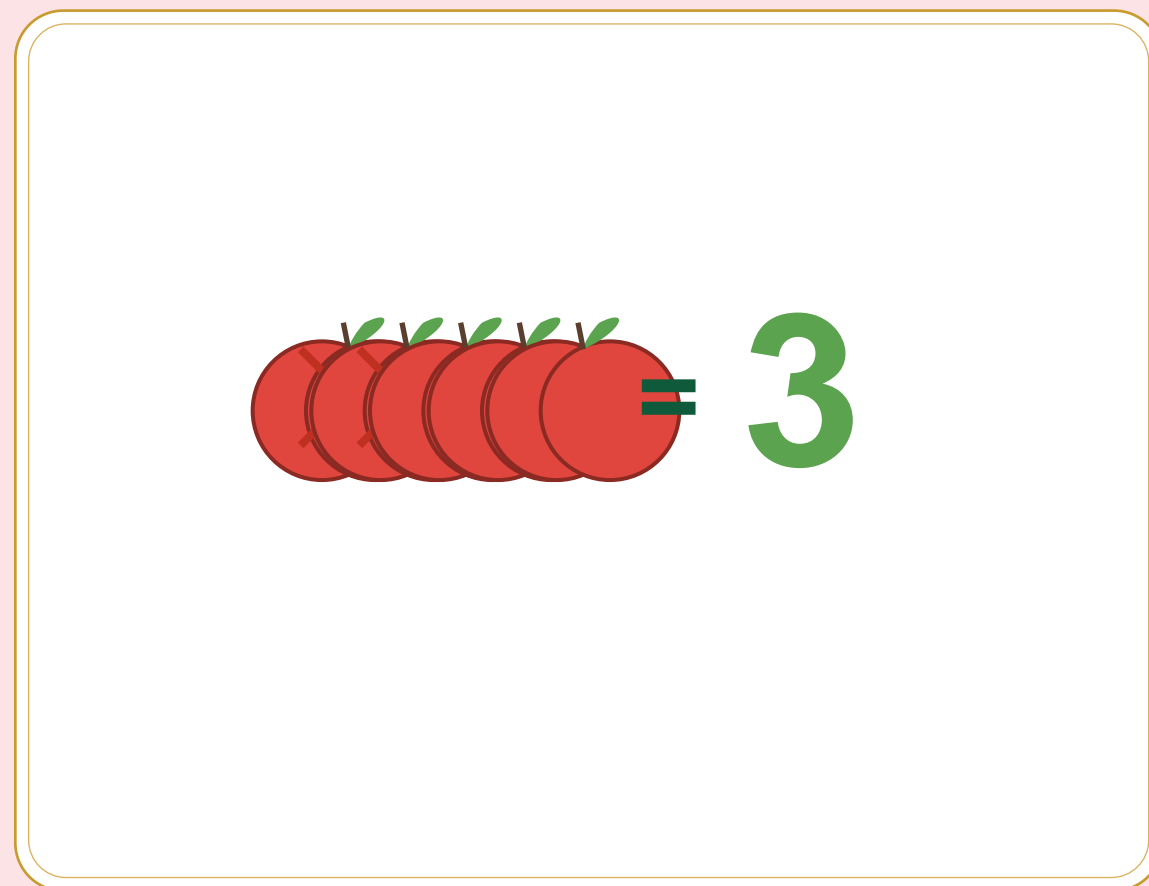


TAKE AWAY

Minus

$$5 - 2 = 3$$

Take away from the group.



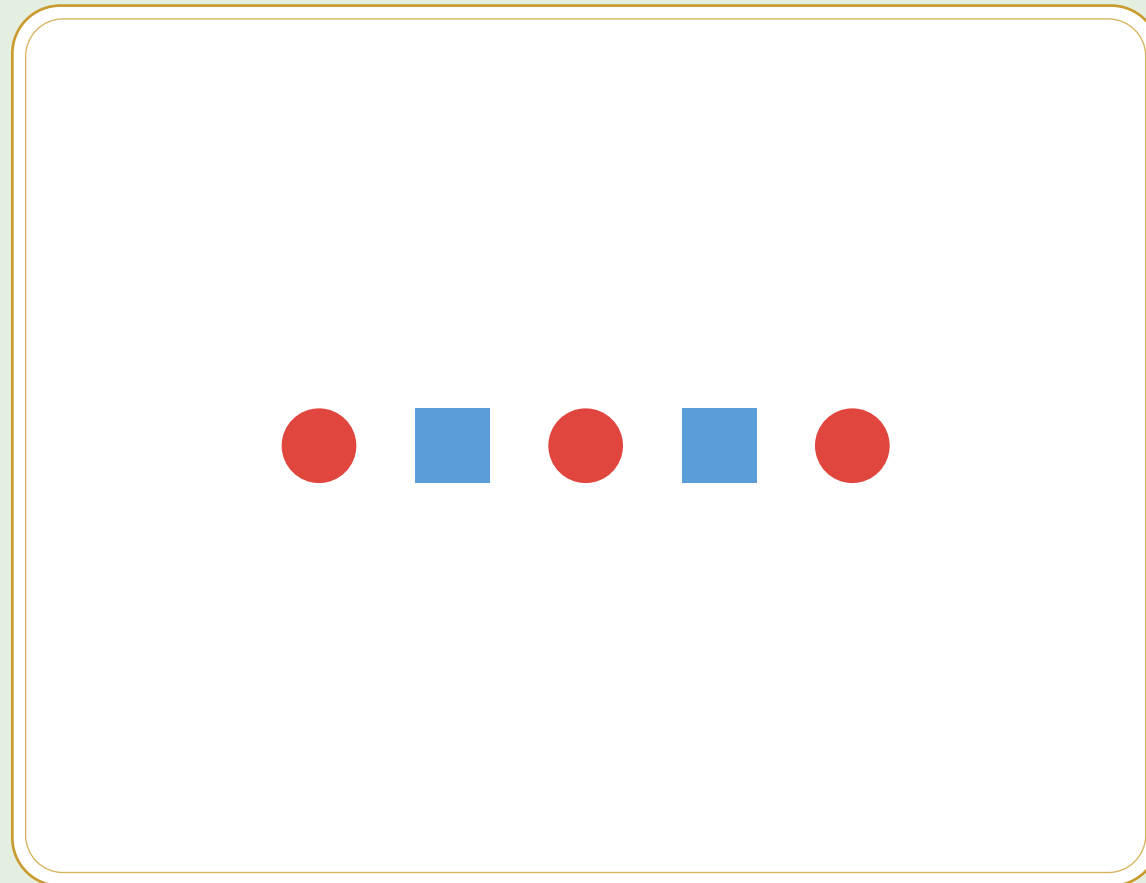
5 apples. Take 2 away.

How many left? 3!

Take away — say 'minus!'

What comes next?

Read the pattern. Predict the next.



Red, blue, red, blue...

What comes next?

RED!

Patterns are everywhere — go find one!

Certificate of Achievement

I know 11–20, more/less, plus/minus, and patterns!

This certificate is proudly presented to:

(write the child's name here)

Modern Day Syllabus • Foundations Series

A short note for parents and teachers

What this book builds:

- Numbers 11–20 in English + Urdu
- Comparison (more / less / same)
- Concrete addition and subtraction to 10
- Pattern recognition — the foundation of algebra

Pro tips:

- Use real objects EVERY time — buttons, raisins, coins.
- Count on stairs going up. Count back going down.
- Praise effort: 'I love how carefully you counted!'

Coming next:

- My Curious World — animals, plants, weather, tiny science