

My First Phonics

26 Letter Sounds • Blending • Word Families • EN + Urdu



Starring SUNO the Sound Owl.

Modern Day Syllabus • Nursery Class • Book 1 of 7

Hoo, hoo! I'm Suno!

I am Suno the Sound Owl.
In Playgroup you learned letter NAMES.

Now we go deeper — every letter
makes a SOUND.

Once you know the sounds,
you can READ words.

Letters become a magic key
that opens books!




How to use this book

1. Sit close. Read the letter NAME first ('this is A').
2. Now read the SOUND ('A says aaa').
3. Point to the picture. Stretch the first sound: 'aaa-pple'.
4. Ask your child to repeat the sound 3 times.
5. On blending pages, run your finger slowly: c...a...t = cat!
6. Five letters per sitting is plenty. Repeat for many days.

A a

says /aa/



'A' is for apple.

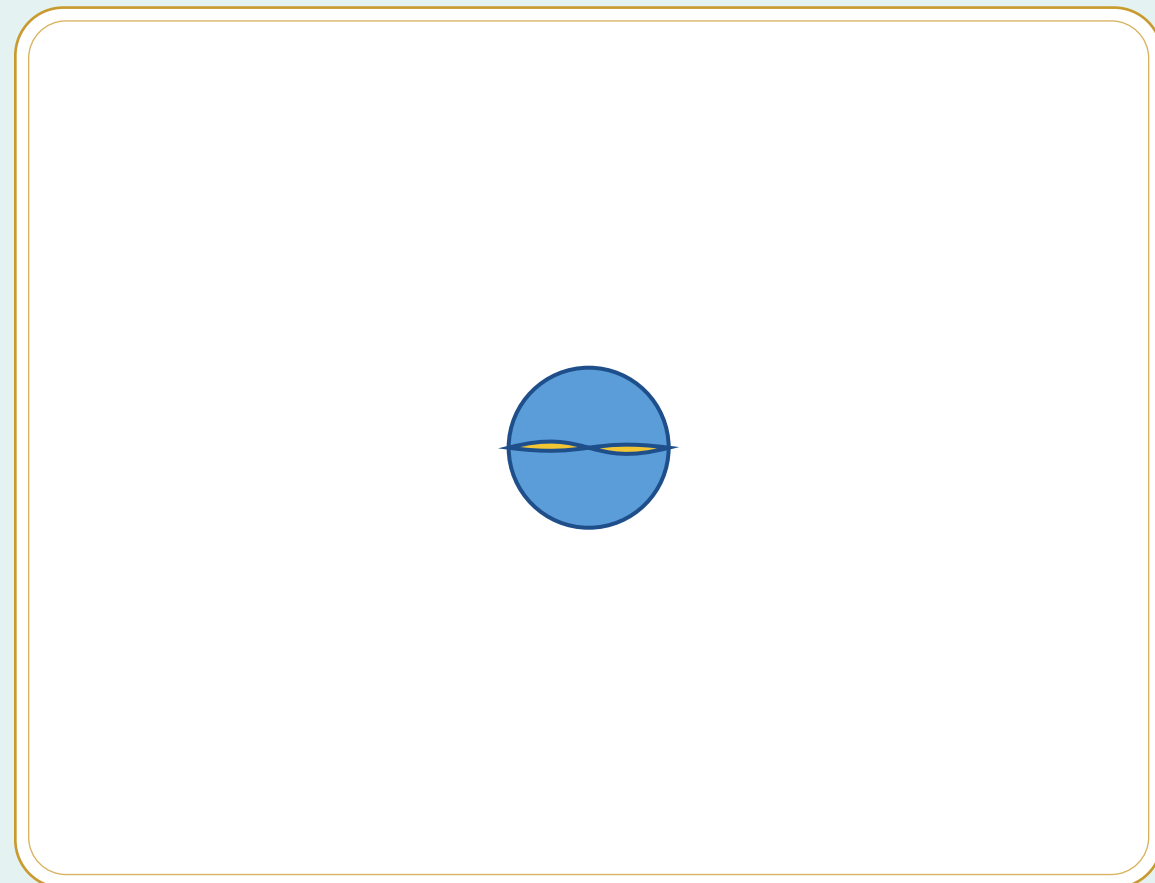
Stretch the first sound:

'a-a-a... apple!'

Say it three times: A, A, A!

B b

says /b/



'B' is for ball.

Stretch the first sound:

'b-b-b... ball!'

Say it three times: B, B, B!

C c

says /c/



'C' is for cat.


Stretch the first sound:

'c-c-c... cat!'

Say it three times: C, C, C!

D d

says /d/



'D' is for dog.

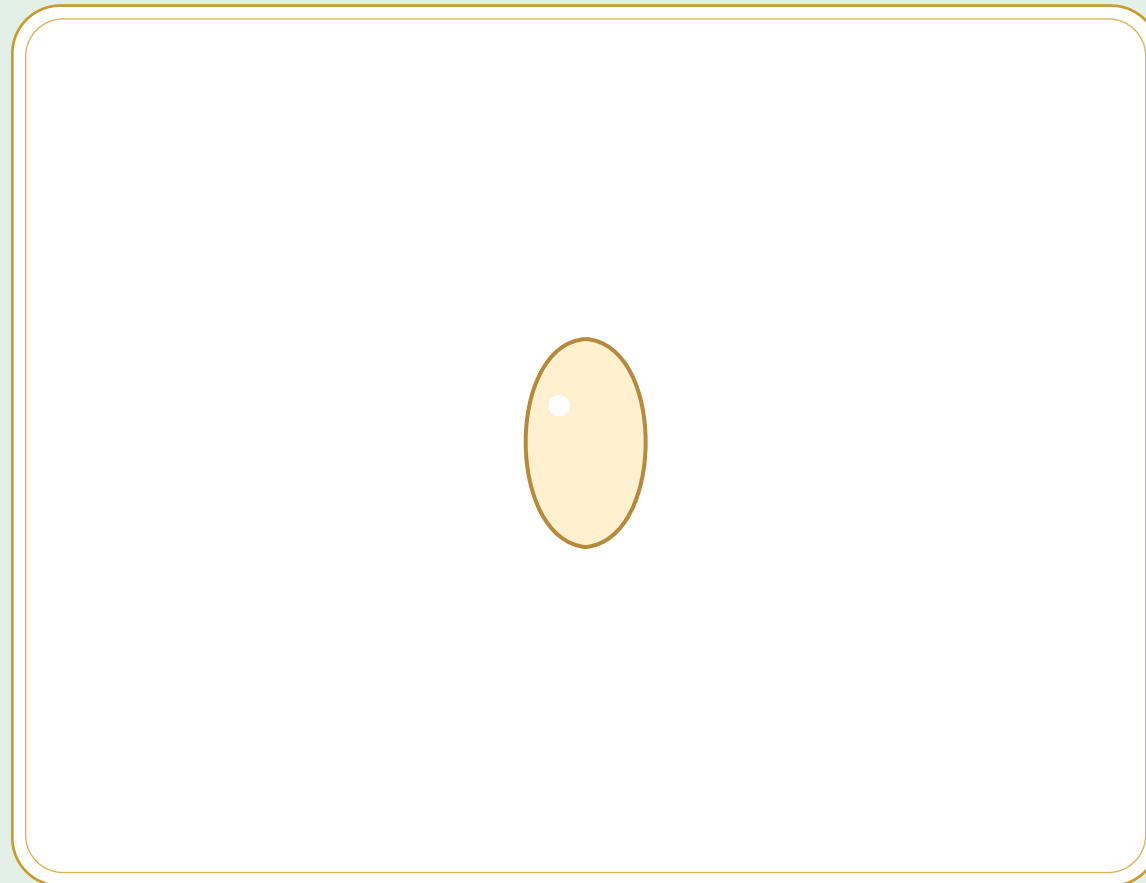
Stretch the first sound:

'd-d-d... dog!'

Say it three times: D, D, D!

E e

says /e/



'E' is for egg.


Stretch the first sound:

'e-e-e... egg!'

Say it three times: E, E, E!

F f

says /f/



'F' is for flower.


Stretch the first sound:

'f-f-f... flower!'

Say it three times: F, F, F!

G g

says /g/



'G' is for goat.


Stretch the first sound:

'g-g-g... goat!'

Say it three times: G, G, G!

H h

says /h/



'H' is for home.


Stretch the first sound:

'h-h-h... home!'

Say it three times: H, H, H!

l i

says /i/



'l' is for iguana.


Stretch the first sound:

'i-i-i... iguana!'

Say it three times: l, l, ll

J j

says /j/



'J' is for jug.


Stretch the first sound:

'j-j-j... jug!'

Say it three times: J, J, J!

K k

says /k/



'K' is for kite.


Stretch the first sound:

'k-k-k... kite!'

Say it three times: K, K, K!

L I

says //



'L' is for lamp.


Stretch the first sound:

'l-l-l... lamp!'

Say it three times: L, L, L!

M m

says /m/



'M' is for moon.


Stretch the first sound:

'm-m-m... moon!'

Say it three times: M, M, M!

N n

says /n/



'N' is for nest.


Stretch the first sound:

'n-n-n... nest!'

Say it three times: N, N, N!

O o

says /o/



'O' is for orange.

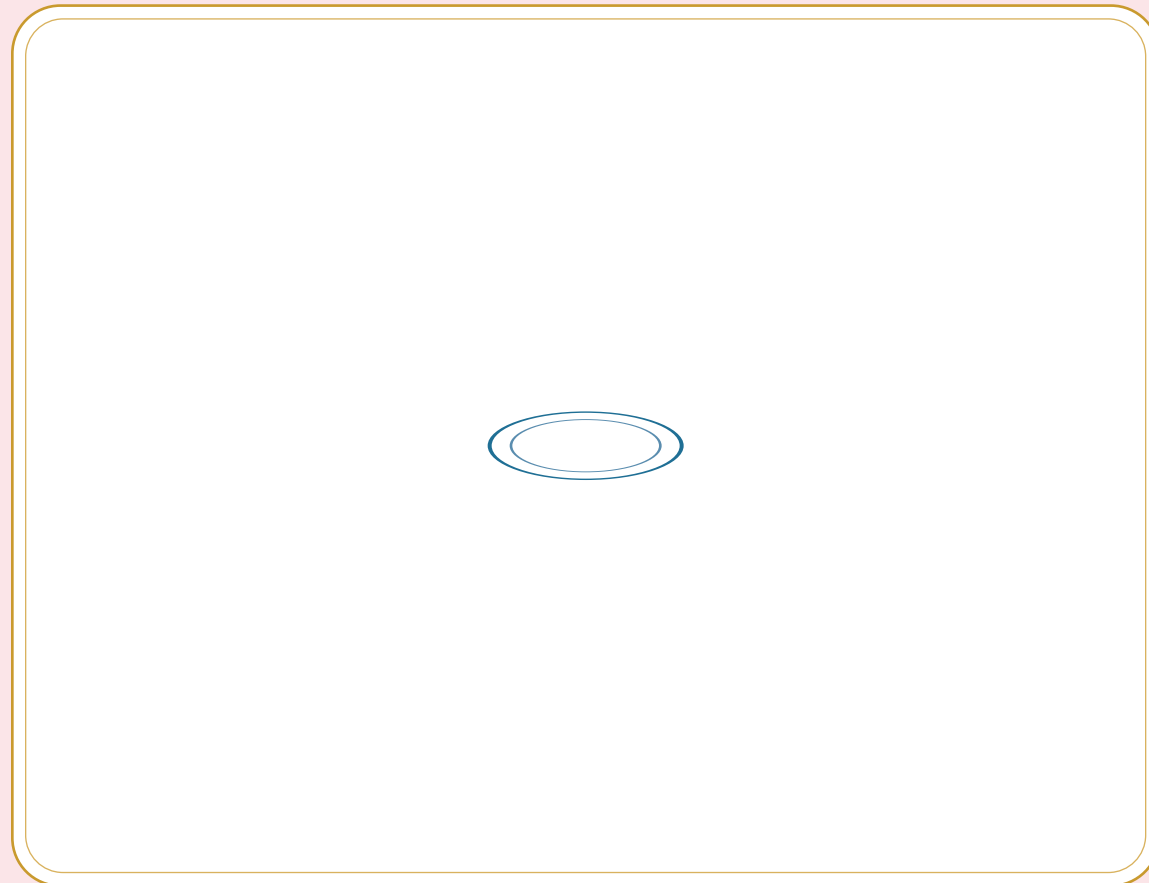
Stretch the first sound:

'o-o-o... orange!'

Say it three times: O, O, O!

P p

says /p/



'P' is for plate.


Stretch the first sound:

'p-p-p... plate!'

Say it three times: P, P, P!

Q q

says /q/



'Q' is for queen.


Stretch the first sound:

'q-q-q... queen!'

Say it three times: Q, Q, Q!

R r

says /r/



'R' is for rain.


Stretch the first sound:

'r-r-r... rain!'

Say it three times: R, R, R!

S s

says /s/



'S' is for sun.


Stretch the first sound:

's-s-s... sun!'

Say it three times: S, S, S!

T t

says /t/



'T' is for tree.

Stretch the first sound:

't-t-t... tree!'

Say it three times: T, T, T!

U u

says /u/



'U' is for umbrella.

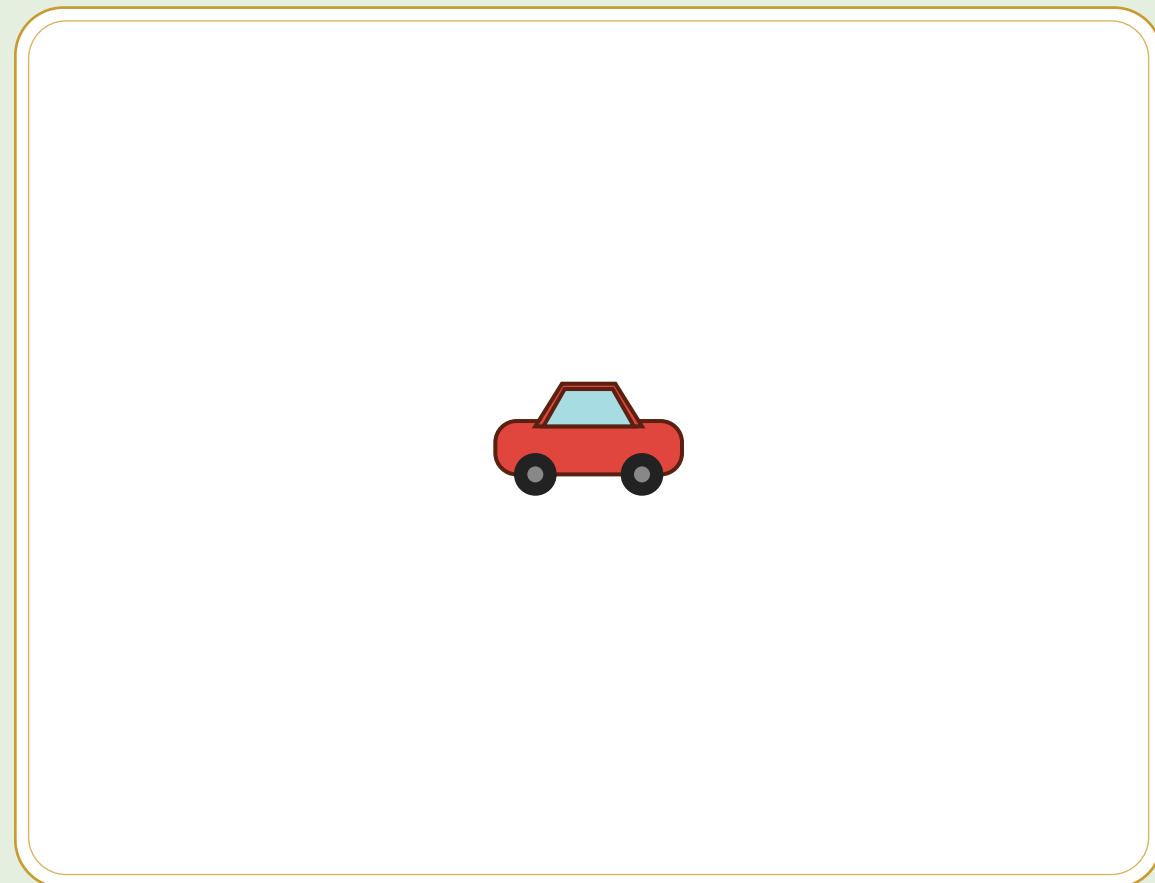
Stretch the first sound:

'u-u-u... umbrella!'

Say it three times: U, U, U!

V v

says /v/



'V' is for van.

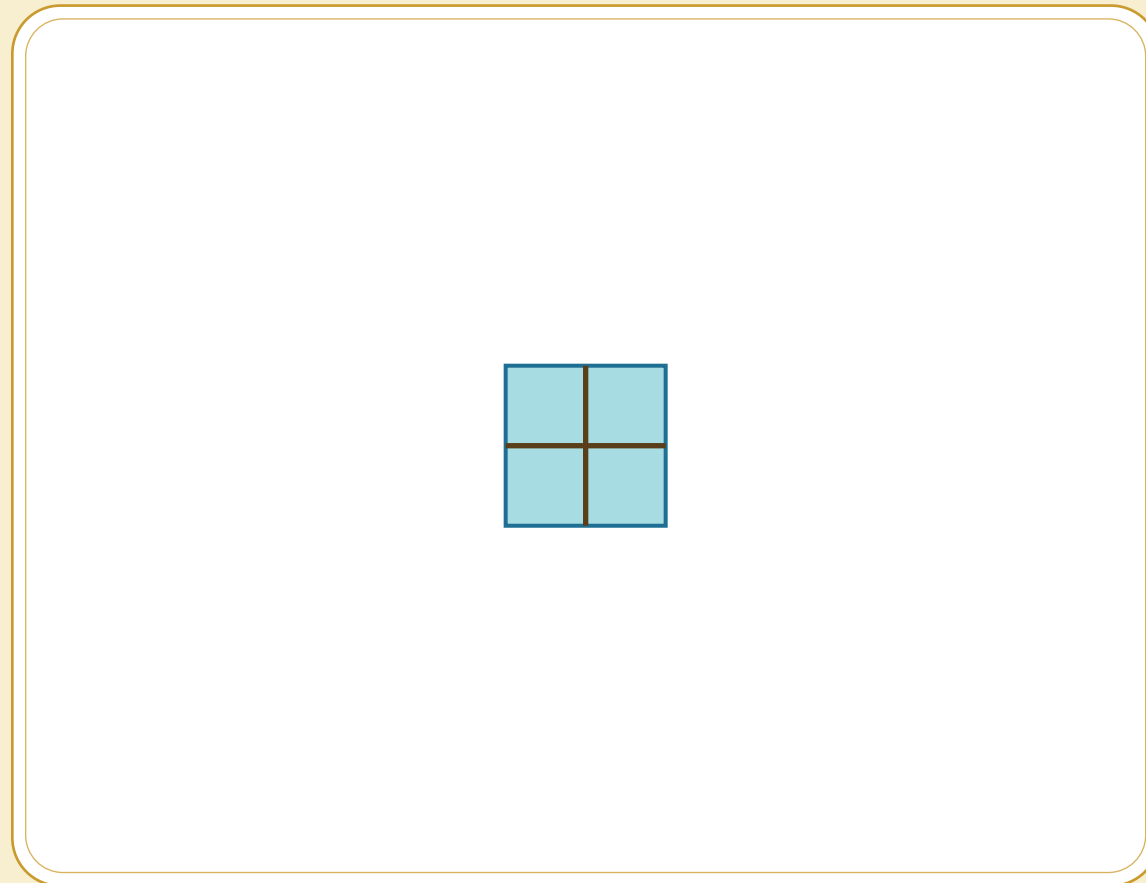
Stretch the first sound:

'v-v-v... van!'

Say it three times: V, V, V!

W w

says /w/



'W' is for window.


Stretch the first sound:

'w-w-w... window!'

Say it three times: W, W, W!

X x

says /x/



'X' is for x-ray.

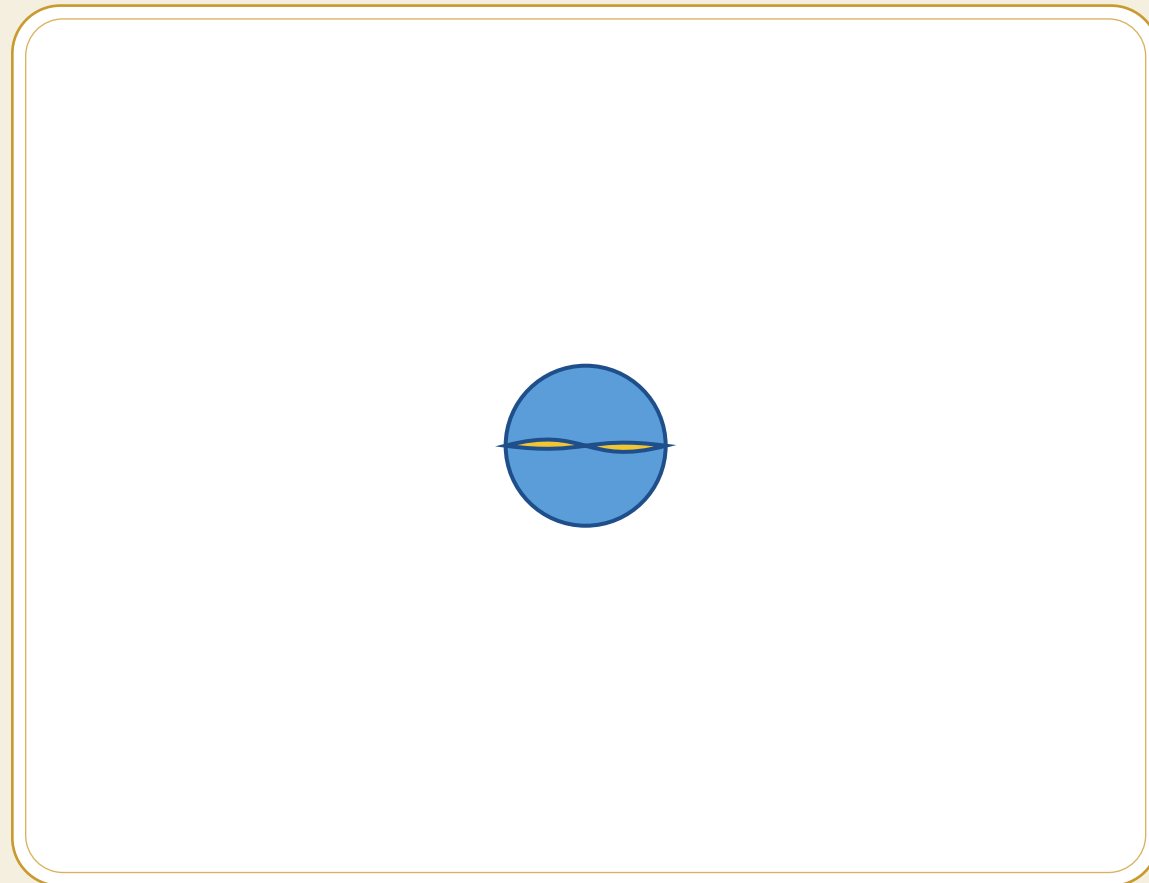
Stretch the first sound:

'x-x-x... x-ray!'

Say it three times: X, X, X!

Y y

says /y/



'Y' is for yo-yo.


Stretch the first sound:

'y-y-y... yo-yo!'

Say it three times: Y, Y, Y!

Z z

says /z/



'Z' is for zebra.

Stretch the first sound:

'z-z-z... zebra!'

Say it three times: Z, Z, Z!

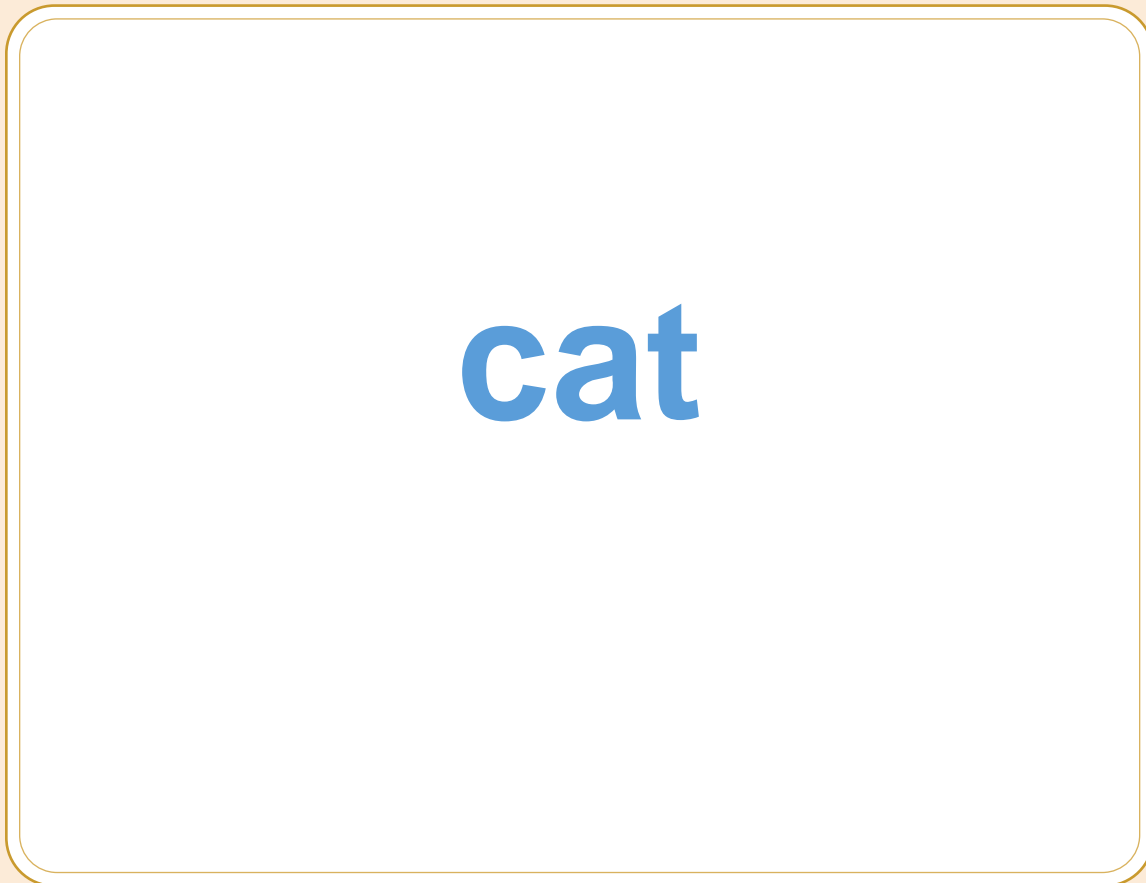
Now Let's Blend!

c + a + t = cat. Slide the sounds together.



cat

c + a + t



Point to each letter.

Say the sound. Slowly.

Now run them together — cat!

Stretch then snap together: cat

dog

d + o + g



dog

Point to each letter.

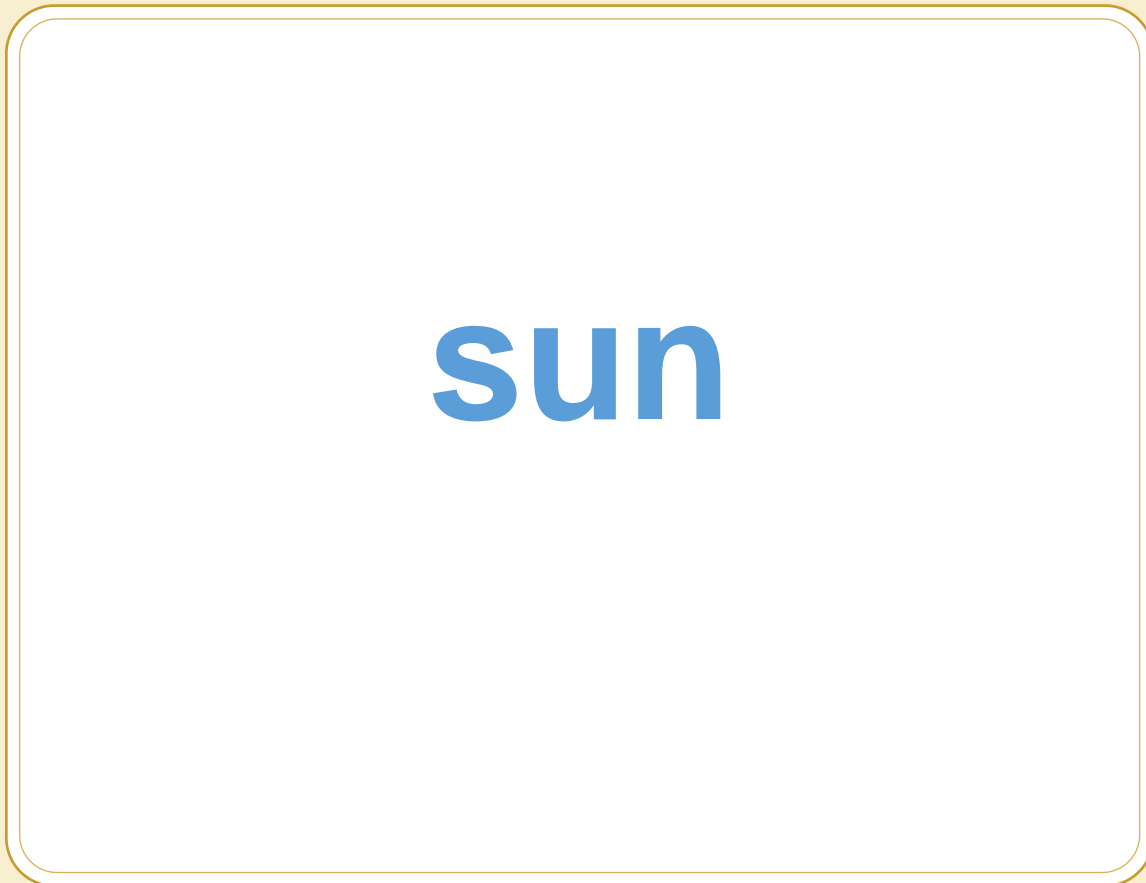
Say the sound. Slowly.

Now run them together — dog!

Stretch then snap together: dog

sun

s + u + n



Point to each letter.

Say the sound. Slowly.

Now run them together — sun!

Stretch then snap together: sun

hat

h + a + t



Point to each letter.

Say the sound. Slowly.

Now run them together — hat!

Stretch then snap together: hat

Certificate of Achievement

I know my 26 sounds and I can blend simple words!

This certificate is proudly presented to:

(write the child's name here)

Modern Day Syllabus • Foundations Series

A short note for parents and teachers

What this book builds:

- Recognition of the 26 letter SOUNDS (the foundation of reading)
- Sound-stretching: a-a-apple — the precursor to fluent decoding
- Early blending: c-a-t into cat — the first 'reading' moment

Daily practice that works:

- 5 sounds per day. Repeat each sound 3 times slowly.
- Always model first; child copies. Praise effort, not accuracy.
- On the way to school: 'Spy something starting with /b/!'

Coming next:

- My Pencil Friends — pencil grip, strokes, first writing
- Story Time — short illustrated stories with comprehension